

The Early Years

July Edition Year 2023

Picture Reading Map

Do it yourself

**Superbuddy's visit to meet
Tigers**

Story

Interesting facts about Tigers

New explorations

Learning to be Grateful

Effective Parenting




Quote of the month
You have two hands, one to help yourself, second to help others.
- Audery Hepburn

July, Community Helpers Month

The calendar of July has a special feature: it celebrates a couple of community helpers Doctors, Chartered Accountants, Postal Workers Day on 1st July, Sports Journalist Day on 2nd July and World Rangers day on 31st July. Some of these events are celebrated locally and some globally, irrespective of this-what is heart warming is that the society acknowledges and appreciates the contribution of community workers.

Postal worker




Chartered Accountant



Doctors

Sports Journalist



Rangers



In early years this specific enquiry of how community helpers enrich our lives through their contribution and services is given immense importance. Why is it so important?

Let's re-fresh at the meaning of community for a moment. The community besides being a shared relationship is also an emotion, a feeling of belonging, trust, and safety. It is a group of people who share similar interests, beliefs and values not only the physical environment, time and place.



Community

In the course of a normal day of our life we live, participate and contribute in multiple communities. The communities are formed to meet the common needs of people. These needs are met by the professionals who make our lives better, comfortable and safe.

For children knowing about the community and community helpers is the bridge to connect them with the outside world. So this is a part of making children ready for the world, unseen situations, being responsible for their safety and knowing the part others play in this.



Fruit vendor

It is also to bring to their notice that who these people are, what work they do and how they help us. Along with making them aware of the roles and responsibilities of the community workers it is equally important to make them aware of how grateful we shall be for their work. The ideal way of showcasing this and establishing a healthy relationship is by being the role model for young learners.



Garbage collector

Thus walk the talk and demonstrate the positive attitude towards these everyday heroes, wave, smile, nod or thank, any physical gesture is a reinforcement for your young ones to emulate and believe that:



Thanking all the community helpers for making this world safe, healthy and happy!



Superbuddy's visit to meet Tigers



Superbuddy is yet to come over the excitement of seeing a tiger in its natural habitat. So Superbuddy and friends travelled to a forest reserve for tiger spotting. They started early in the morning and drove down to the forest area which falls in the reserve which is protected by the government.

The air became palpable when their guide read some signs of a tiger near the area where they had been waiting quietly for some time near a water hole. The tigress walked majestically towards the water, her gait was full of grace and confidence. Superbuddy and friends were in awe of this sight, but a few seconds passed and they heard roaring sounds of Jeeps loaded with tourists hounding the tigress.



The tourists among them were some wildlife photographers who pushed their drivers and guides to go dangerously close to the tigress so that they could click photographs. Superbuddy and friends were very upset to see all this happening. They have prepared themselves with the do's and don'ts of being in the jungle very diligently.



Superbuddy and friends observed that the grown ups were acting totally in contrast to the accepted behaviour of the animal kingdom.

They decided to speak to the violators once outside of the reserve. The group approached them and politely asked them about their rude actions inside the forest. Hearing this from a group of young children the violators expressed their regret and apologised for their actions.



Ms. Emm had very specifically told them to:



Wear light colour clothes in the forest.



Make absolutely no noise when inside the reserve.



Avoid eating anything during the course of their visit to the reserve.



Do not disturb any animal with one's actions.



And above all not to feel disappointed if no animal or few animals were spotted.


However Superbuddy and friends were not done yet, they went across and met the forest rangers and expressed their concerns about the threats of humans being caused in the forest.

The group of friends left only after the rangers promised them of stricter rules and vigilance for visitors in the reserve.

With the purpose of further creating awareness about this, upon their return with the help of Ms. Emm, Superbuddy and friends organised an awareness campaign to **Save the Tiger**.



**How about you also contribute to this campaign and create a poster related to this!
Here we give you some space to draw, paint and write a message about this.**





Tigers



The tigers are symbolic of strength and power with their unique stripe patterns on their back while being the endangered biggest cats in the wild.

These magnificent animals have been around for almost two million years.

They are known for their unique stripes which are like human fingerprints, no two tigers have the same stripes on their fur coat.

They use a variety of vocal sounds to communicate such as roar, growl, grunt, moan, snarl, and hiss. The mother tiger communicates with her cubs using the white spots on the back of her ears.

The tigers are fast runners and can run up to 65 kmph.



Find out more:

1. Which country has declared the tiger as its national animal?
2. How many of the world's tiger population is in India?
3. How many times in a week a tiger hunts?
4. What does the tiger do with the leftover meat from its hunt?
5. Why do tigers hunt at night?


Because of the shrinking wild habitat, illegal hunting and poaching of tigers, these have been enlisted as endangered species which means that their population might become extinct if necessary measures are not taken to conserve them.



The International Tiger Day is celebrated on 29th July every year. There are many agencies in the world that are actively working to increase the population of tigers in the wild, creating awareness against poaching of tigers for their fur, advocating policies for saving the tigers across the world like Wildlife Conservation Society. We can also contribute towards this by practising 3Rs, conserving water and electric energy. These practices eventually save forests and tigers need forests to stay alive!



Practice 3R's



Fun facts about Tigers

1. A tiger's roar can be heard from 3 kms away
2. An adult tiger weighs 360 kgs on average, which is equivalent to the combined weight of 10 average size children. Siberian tigers are the largest amongst the tiger species.
3. Tigers have a big appetite, after a hunt a tiger can eat upto 40 kgs meat in one go.
4. Tigers have eyes on the back of their ears.
5. Tiger saliva has antiseptic properties.



Roaring tiger



Siberian tiger



Tiger saliva has antiseptic properties

Face painting with Tiger stripes pattern

This fun filled activity that can be done by both child and the parent together. After face painting one can also pretend play, sing and dance on a variety of tiger or jungle songs.

Materials required:

Natural and non toxic orange, black and white paints.



Process:

- Paint the nose and the area around the upper lip white.
- Paint the cheeks, the forehead, and the chin yellow. Use light strokes of orange to darken the sides of the face.
- Use the black paint to make stripes on the face.




Music and Movement

**If you see a fire, what do you do?
We call the Fire man and thank him too!**



**If you want to build a house, what do you do?
We call the mason and thank him too!**



**If you want to learn new things, what do you do?
I go to the school and thank the teacher too!**




**If you want to eat a cake, what do you do?
I rush to the bakery and thank the baker too!**





Words Play

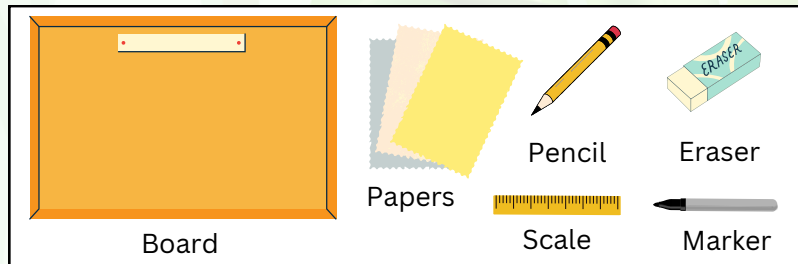
Identify and write the initial letter of the names of Community Workers shown in the scene here:



Picture Reading Map

Materials:

A board
Paper sheet
Pencils, scale, eraser, colours and markers to decorate

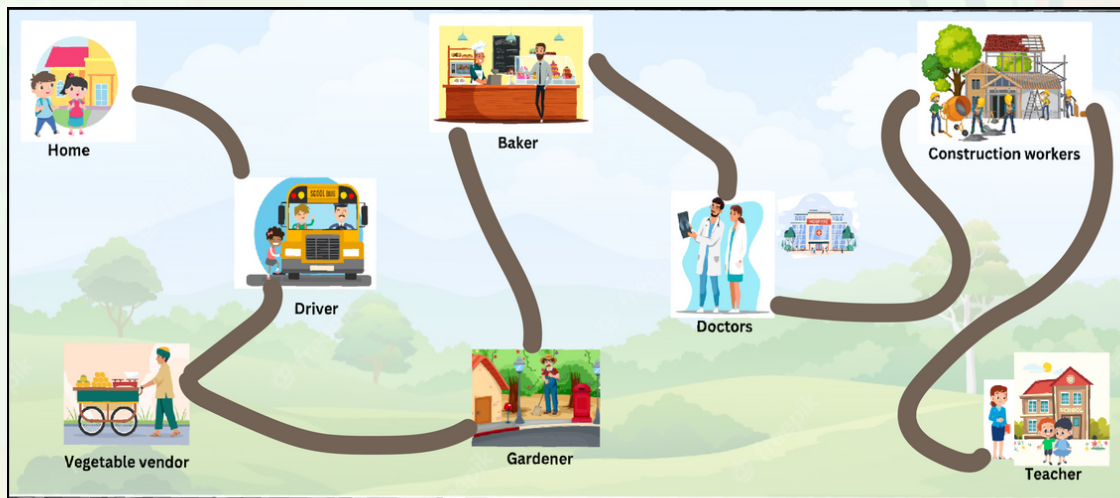


Process:

Invite your young learner to map the people who help you in the course of a day. Start by scripting all the activities that are seen by the child at school, park, and at home. Write down the task and the people who do it for you. Such as; reaching school in a bus driven by a driver, being greeted by the school guard who is responsible for safety, receiving by the school teacher and other caregiving staff, and so on.

Once the script is ready, turn it into a picture reading board map, add corresponding illustrations to make it colourful and interesting. While picture reading, encourage the learner to greet and acknowledge all community helpers for their contribution.

Make it a practice to appreciate and thank everyone around you who makes this life beautiful.



Mindful Practises



Carry your smiling face everywhere you go. Smile even if you don't get smiled at!




Be kind to people, animals and things.



Appreciate and be grateful for everything and everyone around you.

Learning to be Grateful - Humanistic Education



As parents and educators, it is upto us to enable children to understand and appreciate the **interdependence of life**. We exist because of the support of many people who are there in our environment.

Most of the times learning starts and ends with -

WHO are the people helping us and, HOW do they help us

One very frequently witnesses young children being taught the concept of community helpers using *posters, flash cards, worksheets, insert puzzles, videos, etc.*



Worksheet

Many times, children are also engaged in pretend/role play, where they dress up like one of the helpers.

Unfortunately most of the time, children's opinions and choices are not considered.



Dressed up like community helpers is a common exercise.

The Early Years

The intent is not to undermine the importance of these two aspects of learning. We need to reflect on the learning experience. Is it too academic?



An agronomist giving information about fertilizer to farmers.

I strongly advocate **humanistic learning**. During early years, we lay the foundation of many values which enable children to imbibe humanistic behaviour.

We must consciously embed the **humanistic elements** in our curriculum if our purpose is to create a compassionate and peaceful society.



Encouraging your child to communicate at billing counter while shopping



Encouraging children to volunteer with community helpers

Let me share our approach towards educating young learners about - **people at work or community helpers.**


While we would do all of the above, we shall expand the learning experience to include the following -

1. Meet, greet, observe, connect and interact with people who support our living. For this, children shall be shown real life scenarios such as going out for observations in the immediate neighbourhood. Children shall be encouraged to exchange greetings, handshake, smile and **build a bond of friendship with the helpers**. It helps them to **overcome their fear** with respect to police personnel and medical staff.




Fireworker

2. We can engage children in mapping the helpers in our environment and going beyond. Let us talk about the helpers whom we can **see (visible) and we cannot see (invisible) helpers**. For example, farmers, factories, transporters, who help us in getting food to us. We do not see them but they help us.



Traffic Policeman




Farmer



Thank you card

3. Children can make thank you cards as a token of appreciation for helpers and personally hand it over to them. **It builds respect, compassion and concern for people around us.**



Experiential learning

4. Children shall be given opportunities to closely observe the working of the various helpers to appreciate the difficulties entailed in their respective work. **It builds empathy.**

5. Creating occasions where children observe the skill of each helper. To illustrate, children wonder and are curious to know more when they see the tools used by the helpers and to see the helper in action. They will be enthused to manoeuvre the tools and would try to learn the skill. It inculcates in them the **dignity of labour.**



Knowing tools of each helpers by involving in work

How do parents and adults actively participate to practise all that is mentioned above:



Addressing them (helpers) with respect - adults need to be the role models. **Actions speak louder than words.**



Exploring our roles and responsibilities in supporting the work of helpers.

To illustrate -

- How do we support the work of waste collectors? By segregating waste at home/school.



- How do we support the work of traffic police? By following traffic rules



- How do we support the work of vendors and shopkeepers? By carrying our own bag and saying no to plastic bags



My friends, let us be creative and add value to the learning experiences. Learning has not to focus only on accumulating knowledge but using knowledge in a contributory way. All learning experiences of early years have a lifelong impact. Let us be impactful educators and parents.

Dr. Neena Gulabani
Humanistic Coach




Tasksheet - 1

Identify and match the community helpers with their correct place of work and colour the places.

1.



Plumber



Road

2.



Chef

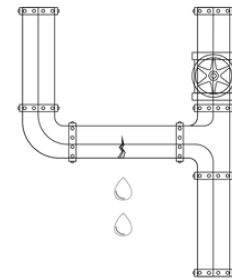


Hospital

3.



Traffic police




Clogged pipe

4.



Doctor



Kitchen

Tasksheet - 2

Considering the scenes of work of different community workers, match the corresponding tools used by them.

1.




Fire fighters



Fire fighter suit



Stethoscope



Fire extension

2.



Gardener



Spade



Pen



water can

3.



Farmer



Mobile



Fertilizer



Tractor

4.



Chartered accountant



Calclator



Fork



Laptop

★ Here's the answer to this edition's Words Play :

Fireworker

Vegetable vendor

Doctor

Farmer

Teacher

Pilot

**Send your feedback and
experience with us at:
*team@superbuddy.in***

**Also share pictures of
activities with your children.**



Contact us for our other Products

Homeschooling through Comic Series
Adventures of Superbuddy and Ms. Emm

Special one week exploratory modules
Learning Weeks

Independent STEAM based explorations
Superbuddy's Quest of the Day



©2021 Superbuddy Education LLP. All rights reserved including copyrights and rights to translation, publications etc are reserved and vested exclusively with Superbuddy Education LLP. No part of this publication may be reproduced or transmitted in any form or by any means, electronic, mechanical, photocopying, recording or otherwise, or stored in any retrieval system of any nature without the written permission of Superbuddy Education LLP.