



Learning Week Series

Ramadan Week



Special one week exploratory modules

www.superbuddy.in



Ramadan Week

Festivals bring jubilation to the spirit of celebrations in otherwise routine life of grown ups. The festivals are occasions to have fun and frolic, singing and dancing, relishing delicious gourmet food, meeting people and creating memories for life.

These are also occasions to rekindle the rituals, customs and traditions.

As educators we can create multiple learning opportunities while having these celebrations. Through this specific learning week it is our endeavour to bring the festivities and the learning experiences together.

The module is spread over five weeks, one celebratory activity per day for kindergarten learners-age 3-6 years approximately.

These activities can be done at the beginning of the day or before dispersal.

The experiences are divided into five segments covering:

what is this festival-origin,

why is it celebrated-reason,

who celebrates it-different communities

and how is it celebrated-music, food and decorations.

Day 1


Origin of Ramadan



Materials Required	Description	Activity
<p>PreN Printed page of crescent Moon, sequins, glitter, stars and glue.</p> <p>Nursery Drawing sheet, pencil and colours</p>	<p>Ramadan is the holy month for the followers of Islam that is celebrated by fasting, praying and introspecting. The teacher begins with the relevance of the festival for muslims. She shares with children the importance of Ramadan as the month in which prophet Muhammad received words of the holy book Quran.</p> <p>Islamic calendar is based on the lunar 12 month calendar and Ramadan falls in the 9th month of the year.</p> <p>The holy month begins with the sighting of the crescent Moon and is 29-30 days long.</p>	<p>PreN Decorate the illustration of the crescent Moon using the materials offered.</p> <div data-bbox="1375 624 1697 946" data-label="Image"> </div> <p>Nursery Count, draw and colour nine dates on a drawing sheet. Number nine to mark the month of Ramdan. (individual activity)</p> <div data-bbox="1137 1171 2078 1398" data-label="Image"> </div>

Day 1

Origin of Ramadan






©2023 Superbuddy Education LLP

Day 1

Origin of Ramadan







Materials Required	Description	Activity
<p>KG Drawing sheet/chart with a rectangular outline, material to draw and colour/paint.</p>	<p>The muslim countries due to their vast geographical locations can spot the Moon earlier or later than others. Many followers take the pilgrimage to the holy city of Mecca during this month. Praying is very important for the followers of Islam and during Ramadan in addition to the daily five prayers, a special night prayer is also offered during this period. Fasting is a key aspect of Ramadan. Muslims do not eat or drink anything from dawn to sunset. The fast is opened by consuming a date. Ramadan ends with the celebration of ‘Eid Al-fitr’, which means the festival of breaking the fast. It takes place on the last day of the Ramdan. This also begins with the sighting of the Moon.</p>	<p>KG Help the learners draw, design and colour a praying mat creating patterns of geometrical shapes.</p> <div style="display: flex; justify-content: space-around; align-items: center;">   </div> <div style="display: flex; justify-content: center; align-items: center; margin-top: 20px;">  </div>

Day 2

Practising values of Islam





Materials Required	Description	Activity
<p>PreN Props and puppets for story enactment</p>  <p>Nursery Picture sequence cards of the story</p> 	<p>The three stories of relevance are enacted by teacher/s for different learning levels.</p> <p>PreN- The Donkey in the Hole Nursery- Running Clouds KG- The Blind Boy</p> <p>The stories speak about faith, kindness and non-judgemental. The values which are very dear to and practised by followers of Islam.</p> <p>Muslims are also encouraged to give to charity, strengthen their relationship with God, and show kindness and patience.</p>	<p>PreN Conversation around the plot. Can you think of any other way the donkey could have been saved? What do you think of the farmer who kept on putting in efforts to save the animal?</p>  <p>Nursery Post enactment discuss about the story; Was it polite of the couple to judge the boy? How would have you felt if you were in his position? What should be our response in a situation where we don't know the details? Invite them to volunteer and tell the story using picture sequence cards.</p> 

Day 2

Practising values of Islam




Materials Required	Description	Activity
<p>KG Story enactment with props and costumes</p> 	<p>The three stories of relevance are enacted by teacher/s for different learning levels.</p> <p>PreN- The Donkey in the Hole Nursery- Running Clouds KG- The Blind Boy</p> <p>The stories speak about faith, kindness and non-judgemental. The values which are very dear to and practised by followers of Islam.</p> <p>Muslims are also encouraged to give to charity, strengthen their relationship with God, and show kindness and patience.</p>	<p>KG</p> <p>What do you think of the man who helped the boy? What difference did the changing of the sign made? In your view how the people who read the changed board felt? What would be your response if you see someone like the visually impaired boy?</p> <p>After story enactment and conversation around the plot, construct small groups of children and invite them to enact the story by themselves.</p> 

Day 3

Variety of Decoration



Materials Required	Description	Activity
<p>PreN Colourful sheets of foam, small cutouts of foam in different shapes, pipe cleaners, scissors, satin ribbons to hang the lanterns.</p>	<p>Decorations are an integral part of any festive event. These add to the spirit of the occasion by making the environment vibrant and colourful. Learners from all three levels construct the decorations which are then displayed around the school campus to mark the festival of Ramadan.</p> <p>The children assist the teachers in doing this exercise along with singing Ramadan poems and songs.</p>	<p>PreN Making lanterns Print a template of the lantern and cut the foam into different colour lanterns. Prepare small size cutouts of different shapes like heart, rectangle, square, triangles, waves, long and short strips and more. Provide the learners with glue and these materials to decorate the lanterns. Once these are ready, show the learners to make the handle of the lanterns using ribbon strips or pipe cleaners.</p> <div style="text-align: center;">  </div>

Day 3

Variety of Decoration



Materials Required	Description	Activity
<p>Nursery Yellow and white colour thick papers, scissors, strings</p>	<p>Decorations are an integral part of any festive event. These add to the spirit of the occasion by making the environment vibrant and colourful. Learners from all three levels construct the decorations which are then displayed around the school campus to mark the festival of Ramadan.</p> <p>The children assist the teachers in doing this exercise along with singing Ramadan poems and songs.</p>	<p>Nursery Making Moon and Star Door Hanging</p> <p>The teacher provides learners with the required materials to create the door hangings.</p> <p>She demonstrates the patterns by cutting the paper sheets in the shape of crescent Moon and stars.</p> <p>Once enough numbers of pieces are ready she hangs them in the ABAB (Moon Star Moon Star) pattern string to make a door hanging.</p> <p>She invites children to cut the shapes using child friendly scissors and make the door hanging.</p> <p>Children are free to make any pattern of their choice.</p> <div data-bbox="1193 1023 2078 1241" data-label="Image"> </div>

Day 3

Variety of Decoration




Materials Required	Description	Activity
<p>KG Thick chart paper, colour pens for making patterns, child friendly scissors, Happy Ramadan and Eid Mubarak-stencils.</p>	<p>Decorations are an integral part of any festive event. These add to the spirit of the occasion by making the environment vibrant and colourful. Learners from all three levels construct the decorations which are then displayed around the school campus to mark the festival of Ramadan.</p> <p>The children assist the teachers in doing this exercise along with singing Ramadan poems and songs.</p>	<p>KG Making Henna Greeting Cards Offer learners the materials to make henna designs and patterns on the hand shape paper cutout. The learners draw the outline of their passive hand with their active hand and cut it using child friendly scissors. The teacher invites them to create floral, geometrical or any other patterns of their choice on the paper hand cutout using colour pens/pencils.</p> <p>She helps them to print the ‘Happy Ramadan’ or ‘Eid Mubarak’ message on the card.</p> <div data-bbox="1294 981 1962 1350" data-label="Image"> </div>

Day 4

Importance of Charity




Materials Required	Description	Activity
<p>Old newspapers Cardboard box Adhesive Jute thread, ribbon Scissors.</p>	<p>Same for all Learning Levels</p> <p>A lot of emphasis is on the act of charity in Islam and especially so during the month of Ramadan.</p> <p>The teachers explain the importance of charity to the learners, giving Sadaqah during the month of Ramadan is an act of devotion as guided by Prophet Muhammad.</p> <p>The teacher encourages children to share something that belongs to them with the needy.</p> <p>She asks for volunteer contributions to be brought the next day.</p> <p>On the following day all the goodies brought by children are segregated and packed in the paper bags prepared by learners.</p> <p>The teachers organise for these materials to be given to some organisation that helps the needy.</p> <p>This takes place on the last day of the week before preparing the special Eid food item activity.</p> <p>After the conversation around the importance and relevance of charity is done, the learners of all three learning levels are provided with materials to make the paper goodie bags.</p>	<p>Follow this link to make paper bags using old newspapers:</p> <p>https://www.superbuddy.in/superbuddy-quest-of-the-day-paper-bag</p> 

Day 5

Making Nutty Dates



Materials Required	Description	Activity
<p>Dates, crushed dry fruits, peanut butter, and chocolate chips.</p>	<p>Though the festival of Ramadan is about fasting, however the food consumed at the time of Sehri and Iftar is very special and sumptuous.</p> <p>Food is taken before sunrise and after sunset with family or community. The meal served before sunrise is called Sehri and the one served after sunset is Iftar.</p> <p>At sunset the fast is broken with dates and water. Followed by the meal.</p> <p>Breaking fast with dates has a spiritual as well as scientific significance.</p> <p>Due to the entire day of fasting, the body is low on energy and cannot metabolise the heavy meals. That is why dry fruits like dates, almonds, cashews, raisins, and pistachios help our body to replenish nutrients.</p>	<p>Process of making Nutty Dates</p> <p>Cut dates into half and remove the seed. Stuff peanut butter inside the dates using a spoon.</p> <p>Sprinkle crushed dry fruits, chocolate chips and healthy peanut butter stuffed dates are ready.</p> <p>The learners, teachers, and all other members in the school enjoy this delicacy together.</p> 

Important Note: On day 5 the teachers collect materials brought by children for charity, segregate these and make bags of gifts to be sent for sharing.

These can be shared with any organisation of choice in your neighbourhood that works for people and children in need.

Story: Donkey in the hole

Farmer Waleed's favourite donkey slips and falls into a deep hole. Try as he might, but he can't pull it out. No matter how hard he tries, it is of no use. The nearest town is hundreds of kilometres away. There are no vehicles passing by either. The sun is starting to get harsh.

"O Allah, I need your help. I don't know what to do. Please show me the way. Please help me. I am in so much trouble." Farmer Waleed starts to make lots of du'aa.

Whenever it is time to pray Salah, he makes Wudu' at the river, which is a few kilometres away, prays and makes long du'aas.

After every few hours, he comes to the hole to feed his donkey by throwing some grass into the hole.

After a couple of days and many hours of making du'aa, sad Farmer Waleed decides to bury his donkey alive.

Soil is poured onto the donkey from above. The donkey feels the load, shakes it off, and steps on it. More soil is poured onto the donkey again.

The donkey shakes it off and steps up. The more the load was poured, the higher it rose. By noon, the donkey is on level ground! He steps out of the area where the hole used to be. And within minutes, he is once again, grazing in green pastures!

Alhamdulillah!

Farmer Waleed has never been so happy. He does Sujood Ash Shukr immediately to thank his Lord. Alhamdulillah Rabbil 'Aalameen!

Story: Running Clouds

A young man was smiling from ear to ear. He was so excited that he was almost jumping out of his seat. Even his white kufi moved out of place.

While pointing his finger at the train's window, he shouted happily...

"Baba, look, Baba! The trees and houses are going behind us!"

His white-bearded dad smiled. A middle-aged couple sitting nearby shook their heads slightly and looked at the 20-year-old's childish behaviour with pity.

Suddenly, he again exclaimed...

"Baba, look, the clouds are running! The clouds are running along with us!"

The lady just couldn't resist. She looked at her husband, whispered something in his ear. Her husband nodded. She then said to the old man in a tiny voice...

"I don't mean to be rude, brother. But, errr.... Hmmm.... Maybe it's not a bad idea to take your poor son to a good doctor, in shaa Allah?"

The old man smiled and said..."I did. And we are just coming from the hospital, where my son was hospitalised for 7 days. You see, sister, my son was blind from birth, he just got his eyes fixed a week ago."

The couple felt apologetic for their comments and attitude towards a person and his situation they had no awareness about.

Story: The Blind Boy

A blind boy sat on the steps of a building with a hat by his feet. He held up a sign which said: "I am blind, please help." There were only a few coins in the hat.

A busy man was walking by the building when he saw the boy. The man stopped, thinking for a moment. He took a few coins from his pocket and dropped them into the hat. He then took the sign, turned it around, and wrote some words on it. He put the sign back in such a way that everyone who walked by would be able to see the new words.

Soon the hat began to fill up quite quickly. A lot more people were giving money to the blind boy.

That afternoon the man who had changed the sign came to see how things were. The boy recognized his footsteps and asked, "Were you the one who changed my sign this morning? What did you write?"

The man said, "I only wrote the truth. I said what you said but in a different way."

What he had written was "Today is a beautiful day and I cannot see it."

Poem: The Ramadan Drummer

The Ramadan drummer plays the drums The Ramadan drummer sings and hums
The Ramadan drummer wears a purple Fez hat The Ramadan drummer loves to feed his pet cat
The Ramadan drummer has a beard that is brown The Ramadan drummer marches through the town
The Ramadan drummer wears a shirt that is white The Ramadan drummer works very late at night
The Ramadan drummer wears matching white pants The Ramadan drummer alights streets with his chants
The Ramadan drummer wears a fancy purple vest The Ramadan drummer likes to dress his very best
The Ramadan drummer is as round as a plum The Ramadan drummer likes to chew mint gum
The Ramadan drummer wears shoes that are yellow The Ramadan drummer is a cheerful old fellow
The Ramadan drummer visits children's homes And drums by mosques with large golden domes
Listen for his song All month long
For the Ramadan drummer plays the drums The Ramadan drummer sings and hums

Copyright © 2018 by Manal Aman



**Share your experience with us:
team@superbuddy.in**



www.superbuddy.in