



Diwali Week Celebrations

Festivals bring jubilation to the spirit of celebrations in otherwise routine life of grown ups. The festivals are occasions to have fun and frolic, singing and dancing, relishing delicious gourmet food, meeting people and creating memories for life.

These are also occasions to rekindle the rituals, customs and traditions.

As educators we can create multiple learning opportunities while having these celebrations.

Through this specific learning week it is our endeavor to bring the festivities and the learning experiences together.

The module is spread over five weeks, one celebratory activity per day for kindergarten learners-age 3-6 years approximately.

These activities can be done at the beginning of the day or before dispersal.

The experiences are divided into five segments covering:

what is this festival-origin,

why is it celebrated-reason,

who celebrates it-different communities

and how is it celebrated-music, food and decorations.

Day 1

Origin of Diwali





Materials Required	Description	Activity
<p>PreN-Printed page of Lord Rama and Sita, sequins, glitter, stars and glue.</p> <p>Nursery-Earthen lamps, paper, colour pencils and crayons</p>	<p>Diwali is celebrated by many communities, Hindus, Sikhs and Jains in the month of October or November according to the astronomical dates, day of new moon. The festival lasts for five days starting from Dhanteras to Bhai Dooj.</p> <p>The teacher begins with the relevance of the festival for different communities.</p> <p>Hindus-Return of Lord Rama to Ayodhya after exile of 14 years. Jains-Nirvana of Lord Mahavir's soul. Sikhs-Release of Guru Hargobind Singh Ji from captivity of Mughal King Jahangir along with 52 Hindu kings.</p> <p>She shares with children the meaning of the word Diwali, the festival of lights.</p>	<p>PreN Dress up Lord Rama and Sita with fineries. (illustration of Lord Rama and Sita)</p>  <p>Nursery Count 14 earthen lamps and set them in a row. One lamp to mark one year of exile of Lord Rama.</p>  <p>Draw and colour a Diya. (individual activity)</p> 

Day 1

Origin of Diwali







Materials Required	Description	Activity																																																												
<p>KG-Printed illustration of Lord Mahavira and material to colour/paint</p>		<p>KG</p> <p>Rote count from 1-52, marking 52 kings released from captivity.</p> <table border="1" data-bbox="1234 582 1968 1013"> <tr><td>1</td><td>2</td><td>3</td><td>4</td><td>5</td><td>6</td><td>7</td><td>8</td><td>9</td><td>10</td></tr> <tr><td>11</td><td>12</td><td>13</td><td>14</td><td>15</td><td>16</td><td>17</td><td>18</td><td>19</td><td>20</td></tr> <tr><td>21</td><td>22</td><td>23</td><td>24</td><td>25</td><td>26</td><td>27</td><td>28</td><td>29</td><td>30</td></tr> <tr><td>31</td><td>32</td><td>33</td><td>34</td><td>35</td><td>36</td><td>37</td><td>38</td><td>39</td><td>40</td></tr> <tr><td>41</td><td>42</td><td>43</td><td>44</td><td>45</td><td>46</td><td>47</td><td>48</td><td>49</td><td>50</td></tr> <tr><td>51</td><td>52</td><td colspan="8"></td></tr> </table> <p>Colour/paint the illustration of Lord Mahavira.</p> 	1	2	3	4	5	6	7	8	9	10	11	12	13	14	15	16	17	18	19	20	21	22	23	24	25	26	27	28	29	30	31	32	33	34	35	36	37	38	39	40	41	42	43	44	45	46	47	48	49	50	51	52								
1	2	3	4	5	6	7	8	9	10																																																					
11	12	13	14	15	16	17	18	19	20																																																					
21	22	23	24	25	26	27	28	29	30																																																					
31	32	33	34	35	36	37	38	39	40																																																					
41	42	43	44	45	46	47	48	49	50																																																					
51	52																																																													

Day 2

Relevance of Diwali for different Communities






Materials Required	Description	Activity
<p>PreN-Props and puppets for story enactment of Rama's Victory</p> 	<p>The three stories of relevance are enacted by teacher/s for different learning levels.</p> <p>PreN-Story of return of Lord Ram, Sita and Laxman after defeating Ravana. (Courage and bravery)</p>	<p>PreN Conversation around the plot. Shall Ravana had taken Sita against her will? What else could have Rama done to free Sita from Ravana?</p> 
<p>Nursery-Picture sequence cards of the story Bandi Chhor Divas</p> 	<p>Nursery-Story of Guru Hargobind Singh Ji's release from Mughals captivity with 52 Hindu kings. (Unity in Diversity)</p>	<p>Nursery Post enactment discuss about the story; when Guru Hargobind Singh ji had the choice to get out of the prison alone, why do you think he put the condition of being set free only along with the 52 Hindu kings?</p> <p>Invite them to volunteer and tell the story using picture sequence cards.</p> 

Day 2

Relevance of Diwali for different Communities



Materials Required	Description	Activity
<p data-bbox="147 416 539 496">KG-Story enactment with props and costumes</p> 	<p data-bbox="613 416 1182 496">KG- Story of Lord Mahavira's nirvana (Non-violence and compassion)</p> 	<p data-bbox="1288 416 2085 847">KG Is it easy to renounce your worldly possessions and pray in silence for 12 years? Can you do it? Follow this up with 2 minutes sitting quietly in meditation. Was it easy to sit in silence? How does it feel? What thoughts were coming to your mind? After story enactment and conversation around the plot, construct small groups of children and invite them to enact the story by themselves.</p> 

Day 3

Variety of Decoration





Materials Required	Description	Activity
<p>PreN-Clay and poster or acrylic colours</p> 	<p>There are a vast variety of decorations done to make one's surroundings look beautiful and festive.</p> <p>We have chosen three simple types of decorating materials which can be easily prepared by learners from different parts of the country.</p> <p>PreN- Diya making.</p> <p>A diya symbolises light over darkness and the word 'Deepavali', another name for Diwali, means 'row of lights'. The ghats of Varanasi city are decorated with millions of clay lamps on Diwali.</p>	<p>PreN</p> <p>Making clay diyas (lamps)</p> <p>Roll the clay into a ball. Flat it using a rolling pin. Raise the edges up, like a small bowl Pinch the border at one, two, or four points, this is where the wick will sit. Let it dry.</p> 

Day 3

Variety of Decoration






Materials Required	Description	Activity
<p>Nursery-Recycled glass bottles, string lights, glue, paint brush, dry leaves (optional)</p> 	<p>Nursery-Prepping to make bottle lanterns using string lights. String lights illuminate the surroundings spreading the cheer of joy. These are used to create light curtains, places like Jaipur are famous for such light decorations where the entire city is decorated with colourful string lights.</p>	<p>Nursery Making bottle lantern Follow this link and see how to make a bottle lantern using a recycled glass bottle.</p> <p>Click on the link below. https://www.superbuddy.in/copy-of-rhymes</p>  <p>Paint on glass jar</p>

Day 3

Variety of Decoration



Materials Required	Description	Activity
<p>KG-Rice grain and food colours to dye</p>	<p>KG-Preparing materials to make Rangoli.</p> <p>Rangoli is to welcome Lordess Lakshmi and visitors. The patterns and choice of materials reflect the traditions, folklore and practices which are unique to different parts of India.</p> 	<p>KG</p> <p>Give children a few portions (one cup is equivalent to one portion) of rice grains and colours. Invite them to colour the grains in different colours of their choice to make rangoli (floor decoration).</p> <p>Process of colouring rice</p> <p>Pour one cup of rice in a sealed bag.</p> <p>Add two teaspoons of food colour in it.</p> <p>Seal it and shake it for the rice to absorb the desired colour.</p> <p>Help the learners create a minimum of three such portions using three colours.</p>  

Day 4

Importance of Music and Dance



Materials Required	Description	Activity
	<p>On this day PreN and Nursery grade learners complete making the decoration materials.</p>	<p>PreN The teacher sees that the clay lamps are dried. She helps learners paint and decorate the diyas with acrylic or poster colours and put these for drying once again.</p>  <p>Nursery Here also the teacher checks if the bottles coloured the previous day have dried. Now she assists learners to put the string of the lights in the bottle/jar. The bottle lantern/luminary is ready.</p> 

Day 4

Importance of Music and Dance




Materials Required	Description	Activity
<p>Dandiya music songs</p> 	<p>KG children create rangoli motifs around the campus. Once this is done the teacher plays some peppy Diwali songs or dandiya music. Everyone grooves to these tunes.</p> 	<p>KG The colored rice is ready to make rangoli patterns on the floor. The teacher makes small teams of children in pairs and provides them with chalk to draw any pattern of their choice and decorate it with the colored rice.</p> 

Day 5

Enjoying the Festival with Sweets of Diwali



Materials Required	Description	Activity
<p>Grated coconut Condensed milk Nuts to decorate Cardamom powder (optional)</p>	<p>No festivity is complete without the sweetness of some mithai (sweet meat). Today all learning levels make Coconut laddoos with their peers.</p>	<p>Process of making laddoos</p> <p>Add all materials in a big bowl. Equal amounts of condensed milk and grated coconut. Give it a thorough stir. Make little balls of the mix. Put a cashew nut or almond to decorate the laddoo.</p> 





**Share your experience with us:
team@superbuddy.in**



www.superbuddy.in